

**OCEANA COUNTY 4-H SMALL MARKET
RABBIT RECORD BOOK –`
(for ages 8 and up)**



As a member of the 4-H Small Market Animal Project, you are required to submit your records as part of an educational project notebook in order to show your animal at the Oceana County Fair. **This notebook must be shown to the Rabbit Superintendent or designated Small Market Weighmaster at the time of weigh-in and then entered by you in the Educational Notebook Division at the Oceana County Fair on Entry Day.**

AGE: _____

The age you enter depends on how old you were on January 1, 2025.

NUMBER OF YEARS IN PROJECT: _____

Use this sheet as the first page of your project record book. Fill it out completely.
Please print or type neatly.

Name _____

4-H Club Name _____

Breed, Variety and Age of Doe: _____
Breed
Variety
Age

How long have you owned the Doe: _____

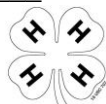
Breed, Variety and Age of Buck used: _____
Breed
Variety
Age

Do you own the buck? Yes No **If not the owner of the buck, what, if any, arrangements were made for his services:**

Date of Breeding: _____ **Date of Kindling:** _____

No. of days of Gestation _____ **No. of live kits:** _____

No. of non-live kits: _____



JUDGE'S SCORE/COMMENT SHEET

(PLEASE DO NOT REMOVE, PLACE THIS SHEET IN SHEET PROTECTOR OR GLUE TO COVER). This sheet must be kept free to the judge to write their comments.

This sheet should help each junior market member understand their ribbon placing.

A. **Specific educational value or worth**

- All questions were answered completely
- All calculations were correct
- Calculations were incorrect
- Questions were not completely answered
- Questions were not answered (missed questions)

B. **Notebook contains all project records**

- Notebook contained all project records and were fully completed
- Notebook contained additional project related information (research materials etc.)
- Project records were incomplete
- There was no additional project related information

C. **Accuracy, neatness and general appearance**

- Notebook was neat in appearance (typed/hand printed)
- Notebook pages were clean and stain free
- Notebook pages were in order and complete
- Notebook pages were out of order and missing pages
- Notebook was difficult to read and messy
- Notebook had wrinkled and stained pages

Other Comments:

OBJECTIVES

1. Develop desirable work habits, sportsmanship, and ability to cooperate and express ideas through participation in projects, discussions, method demonstrations, judging teams, and exhibits.
2. Experience the pride and responsibility of leasing/owning and caring for rabbits.
3. Learn how to feed, fit, show, breed and raise rabbits.
4. Learn proper handling procedures to prevent injuries to 4-H members and their rabbit projects.
5. Appreciate and use scientific information in rabbit production and marketing.
6. Improve knowledge of grading, marketing and merchandising of rabbits and rabbit products.
7. Improve knowledge of the nutritive value of rabbit meat.
8. Learn the importance of the rabbit industry to the local, state, and national economies.
9. Acquire information on the opportunity that rabbits offer as a career.

This record book is part of your Small Market Rabbit project. By keeping records up-to-date you will be able to see how much progress you make as you set goals and work to accomplish them. Write or type neatly and clearly. Please keep the pages in order. Feel free to add extra pages at the end of your notebook.

SCORING CRITERIA

The following breakdown will be used during the judging process of all market livestock notebooks.

A.	Specific educational value or worth	30%
B.	Creative way of showing what has been learned	10%
C.	Notebooks contains all project records	50%
D.	Accuracy, neatness and general appearance	10%

The Oceana County 4-H Small Market Animal Committee encourages 4-H Leader and parent assistance with your project and project notebook.

If you needed extra help in filling out your notebook please have whoever helped sign below that the answers are YOUR answers and that they assisted you in the writing of the answers and understanding of the questions only. The judges prefer to see the youth's handwriting over the adults in most cases.

(signature of person helping with writing if needed)

ANIMAL CARE AND MANAGEMENT

Your project requires regular care and management. List the things necessary to take care of your project animal(s).

Include the following:

- ✓ Feeding and watering practices
- ✓ Grooming (clipping, toenail trimming, etc.)
- ✓ Health practices and medicines
- ✓ General Management (cleaning living area, etc.)

Daily- Things done one or twice a day
Weekly- Things done once or twice a week
Monthly- Things done once a month
Yearly- Things done one time or occasionally throughout the year

MARKETING

One of the most important parts of any market animal project is marketing; this is how you get someone to come to the auction to buy your animal. It may include things such as writing letters and talking to possible buyers.

- What did you do to market your animal?
- If you had a market project in the past what did you do differently this year?

AGE & WEIGHT CHART

Date of Weaning: _____ Age at Time of Weaning: _____

Weight at time of Weaning: Rabbit No. 1 _____
(Record in Lbs. /Oz)

Rabbit No. 2 _____

Rabbit No. 3 _____

Final Weight: Rabbit No. 1 _____
(Record in Lbs. /Oz)

Rabbit No. 2 _____

Rabbit No. 3 _____

Total Weight of Market Rabbit Pen: _____ **(TW)**

*** Final weights may be estimated depending on Covid restrictions in summer of 2021.**

Rabbit Inventory Record

Use one chart for all project rabbits and their offspring. Add pages if necessary.

Animal ID (Name or #)	Registration # and/or Tattoo	Description (breed, color, marking, etc.)	Birth Date	Sex	Ownership Information	Purchase Price	Value*
					<input type="checkbox"/> Raised <input type="checkbox"/> Purchased _____ (Purchase date)		
					<input type="checkbox"/> Raised <input type="checkbox"/> Purchased _____ (Purchase date)		
					<input type="checkbox"/> Raised <input type="checkbox"/> Purchased _____ (Purchase date)		
					<input type="checkbox"/> Raised <input type="checkbox"/> Purchased _____ (Purchase date)		
					<input type="checkbox"/> Raised <input type="checkbox"/> Purchased _____ (Purchase date)		
					<input type="checkbox"/> Raised <input type="checkbox"/> Purchased _____ (Purchase date)		
					<input type="checkbox"/> Raised <input type="checkbox"/> Purchased _____ (Purchase date)		
					<input type="checkbox"/> Raised <input type="checkbox"/> Purchased _____ (Purchase date)		
					(B)	Total Purchases	\$

* The price you would ask if selling the rabbit.

MISCELLANEOUS INCOME

List any income received. Examples: Selling additional offspring, fur, premiums from shows, etc.) If none just write NONE.

Date	Description	Cost \$
Total Miscellaneous Income (A)		\$

EXPENSES- INVENTORY, EQUIPMENT & SUPPLIES

At the beginning of the 4-H year take an inventory of what equipment & supplies are on hand.

Add new equipment or supplies you purchase to the list. Estimate a cost value for any shared equipment (ex: 1 set of nail clippers shared between 3 members $\$21.00 \div 3 = \7.00 each).

Amount & Kind	Already Owned Or Purchased	Purchase Price
Example: rabbit pen	Already Owned	
1 feed bowl	Purchased	\$3.00
Total Equipment & Supplies (C)		\$

FEED RECORDS & EXPENSES

Keeping good feed records is important. Good records show your expenses for feed and what kind of feed you use for your project. A good practice is to enter your feed expenses when you buy feed. At the end of each month, total each kind of feed used and its cost and record the information below. Home-raised feeds should be valued at market price- what it can be sold for.

Type and Cost of Feed Used

Date of Purchase	Amount Purchased (lbs.)	Type of feed (grain, mix, hay, forage pellets, salt, mineral supplement)	Cost or Value
Total Pounds		Total Feed Cost (D)	\$

MISCELLANEOUS EXPENSES OR FEES

List any expenses that do not fit into one of the previous categories.

Examples: Breeding Fees, Registration Papers, Medications, Vet Fees, etc. If none write NONE.

Date	Description	Cost \$
Total Miscellaneous Expenses (E)		\$

PROJECT FINANCIAL SUMMARY

Grand Total of All Expenses **(B,C,D,E)**: \$ _____ **(TE)** (from pgs. 5, 6, 7 & 8)

Total Expenses **(TE)** – Any Income **(A)** = \$ _____ **(PE)**
Project Expense

_____ ÷ _____ = _____
 Project Expense **(PE)** Final Weight **(FW)** Break Even Price **(BE)**
(of pen of 3) (total cost per pound to raise your animal)

*** Final weight may need to be estimated depending on Covid 19 restrictions.**

**** The breakeven price is the price that you need to get at the Small Market animal auction in order to not lose money on your market project. ****

RABBIT BREEDING & LITTER RECORD

					Number of Kits		Kits Kept		
Name & Number of Dam	Name & Number of Sire	Date Bred	Date Kindled	Total Number in Litter	Bucks	Does	Date Weaned	Buck	Does
Ex: Peaches VA3	Spot/VA8	3/19/14	4/20/14	5	2	2	6/1/14	0	2

PROJECT PROGRESS AND MANAGEMENT REPORT

Please answer the following questions with at least 20-30 words each.

1. Explain how you trained and prepared your animal(s) for show, both market and your showmanship animal.


2. What part of your project was the most fun? _____

3. Which part was the hardest? _____

4. Would you do the market rabbit project again? _____

Why or why not? _____





WORD BANK

- | | |
|---------------------|-----------------|
| BLEMISH | MANGE |
| BREED | MITE |
| BUCK | MASTITIS |
| CHOPPED | MOLT |
| DEWLAP | MUZZLE |
| DOE | PELT |
| JUNIOR | SENIOR |
| KINDLE | TATTOO |
| MALOCCLUSION | VARIETY |

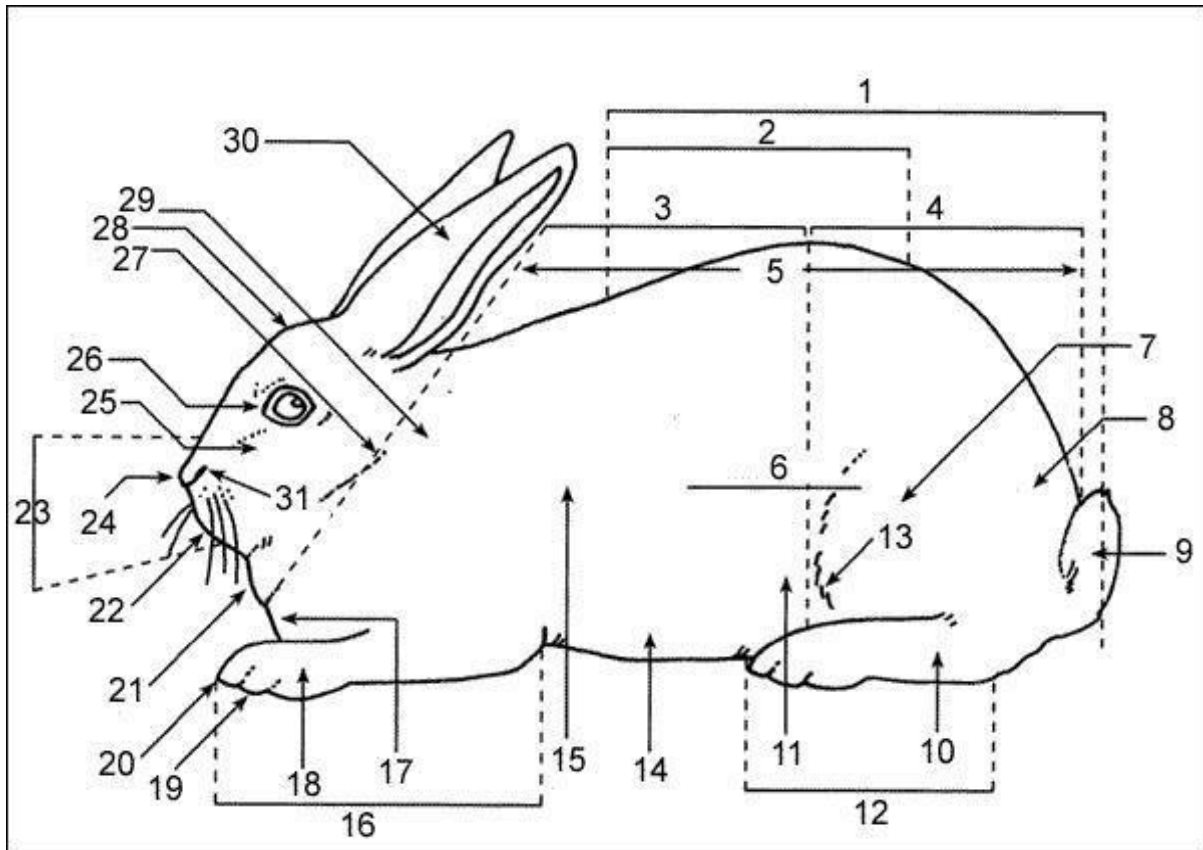
ACROSS:

1. Teeth having the lower incisors extending in front of the upper incisors or meeting with no overlap.
2. An intact female rabbit
3. A small insect that often infests rabbits. A disqualification from competition.
4. Any defect or fault which detracts from the appearance.
5. A rabbit 6 months of age or over in those breeds having 4 showroom classes. A rabbit 8 months of age or over in breeds having 6 showroom classes.
6. A body type fault in which there is an abrupt and sharp vertical fall from the top of the hip to the tail. Not well filled out & rounded.
7. A skin disease caused by parasitic mites. May be characterized by itching, lesions, scabs and loss of hair. A disqualification from competition.

DOWN:

1. The lower part of the face and nose of the rabbit.
4. A class of domestic rabbits that reproduces itself with distinctive characteristics, such as fur, markings, shape & size.
8. An intact male rabbit.
9. A rabbit less than 6 months of age.
10. The act of giving birth by rabbits.
11. A pendulous fold of loose skin that hangs from the throat, it is common in does. A disqualification from competition in some breeds.

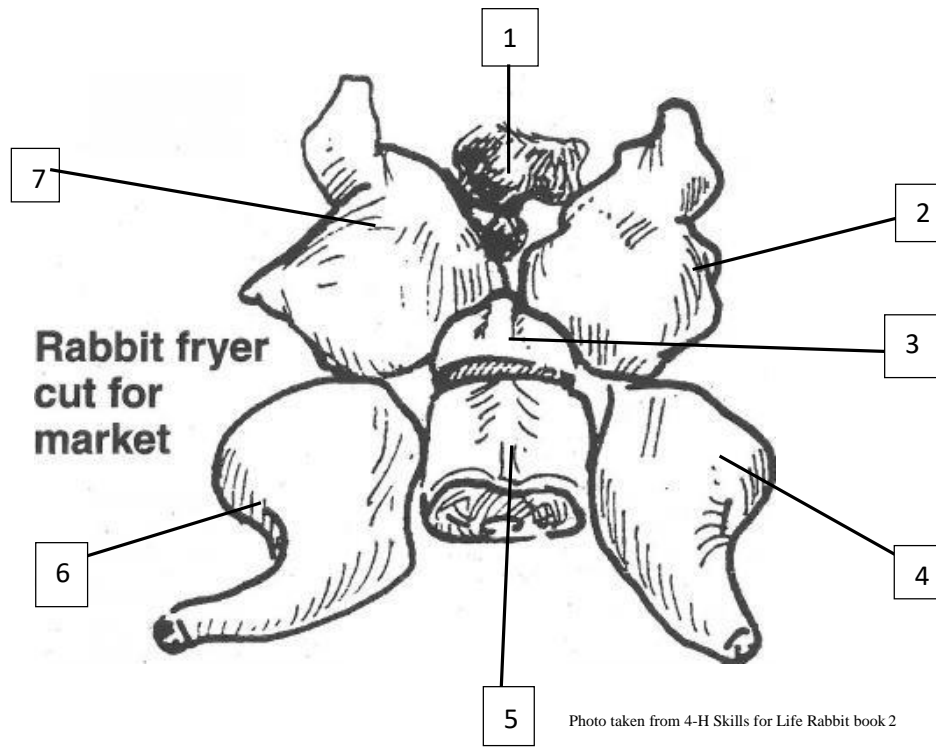
LABEL THE PARTS OF A RABBIT (Age 9 and up Complete)



1. _____
2. _____
3. _____
4. _____
5. _____
6. _____
7. _____
8. _____
9. _____
10. _____
11. _____
12. _____
13. _____
14. _____
15. _____

16. _____
17. _____
18. _____
19. _____
20. _____
21. _____
22. _____
23. _____
24. _____
25. _____
26. _____
27. _____
28. _____
29. _____
30. _____

Label the Cuts of Meat (age 12 and up)



1. _____

2. _____

3. _____





4. _____

5. _____

6. _____

7. _____

Place This Class of Market Rabbits



Photos from Extension Bulletin AS/R 109.12

When selecting your entry of single fryers, roasters or stewers you are looking for the rabbit that most closely conforms to the required weight of that category. Understanding that the meat type is key you will select the rabbit that is full, solidly fleshed and round; an animal that will butcher with the maximum amount of meat with minimum offal. Well-developed shoulders are indicative of meat carrying properties as are a wide and deep loin and thick hindquarters. Once you have selected the animals that best meet those requirements you will then select for firmness of flesh, superiority of conditions and quality of fur. Domestic Rabbits Nov Dec

Class Placings

1. _____

2. _____

3. _____

4. _____

Diseases (age 15 and up complete)

- List the names of two (2) bacterial diseases of rabbits, the signs, and tell what treatment(s) you should use to rid your rabbits of these diseases.

Bacterial Disease	Signs	Treatments
1.	<hr/> <hr/>	<hr/> <hr/>
2.	<hr/> <hr/>	<hr/> <hr/>

- List the names of two (2) parasitic conditions of rabbits, the signs, and tell what treatment(s) you should use to rid your rabbit of these parasites.

Parasitic Condition	Signs	Treatments
1.	<hr/> <hr/>	<hr/> <hr/>
2.	<hr/> <hr/>	<hr/> <hr/>

Diseases (age 15 and up complete) Continued

- List the names of two(2) non infectious conditions, the signs, and tell what treatment(s) you should use to rid your rabbit of these noninfectious conditions.

Bacterial Disease	Signs	Treatments
1.	<hr/> <hr/> <hr/>	<hr/> <hr/> <hr/>
2.	<hr/> <hr/> <hr/>	<hr/> <hr/> <hr/>



The 4-H Pledge
(fill in the blanks)

I Pledge:

My HEAD to clearer _____,

My HEART to greater _____,

My HANDS to larger _____, and

My HEALTH to better _____,


For my _____, my _____,

My _____, and my _____

The 4-H Mottos is: _____.

MY 4-H STORY

Interesting things that happened to me and my animal this year, challenges, highlights of my year or anything else I would like to share about my overall 4-H experience.



POTENTIAL BUYERS NAMES

As part of your 4-H Small Market Livestock Project, you must personally contact at least three potential buyers before the Oceana County Fair. You are encouraged to seek two new buyers that have not been asked or submitted before. **You also must have at least three different buyers than those of your siblings in the market livestock project.** Please confirm with your buyers their accurate mailing address (example: post office box vs. a street address). The information on page 14 must be completed and taken to the Oceana County MSU Extension Office on or before the due date where it will be **copied** and used to send out letters to your potential buyers. This page will remain in your notebooks. This is a Market Livestock Committee rule. Failure to comply will result in not being able to sell your animal in the 4-H Market Livestock Sale.

**SMALL MARKET RABBIT
POTENTIAL BUYER'S LIST (ages 8 & up)**

Name _____ Club _____

Please print business names and complete addresses clearly.

1. Contact Name _____

Business Name _____

Mailing Address _____ City _____ Zip _____

Phone _____ After Hours Phone _____

Mailing Preference (Please Check One): Email _____ Postal Delivery _____

Email _____

Signature _____

2. Contact Name _____

Business Name _____

Mailing Address _____ City _____ Zip _____

Phone _____ After Hours Phone _____

Mailing Preference (Please Check One): Email _____ Postal Delivery _____

Email _____

Signature _____

3. Contact Name _____

Business Name _____

Mailing Address _____ City _____ Zip _____

Phone _____ After Hours Phone _____

Mailing Preference (Please Check One): Email _____ Postal Delivery _____

Email _____

Signature _____

(Must be stamped by the MSU Extension Office)

2025 SMA MARKET RABBITS

PAGE 20

PICTURES OF YOUR PROJECT

(Please use this page for your project pictures. Add additional pages if you would like. The judges appreciate you labeling the pictures so they know what the picture shows.)

CLUB POINTS
JUNIOR MARKET/SMALL ANIMAL ASSOCIATION PROJECT
ATTENDANCE RECORD

MEETING NAME	LOCATION	DATE	POINTS	SIGNATURE OF LEADER

Please note: This form must be included with your record notebook and turned into the weigh master on entry day of the Fair. You need to accumulate **nine (9)** points to be allowed to sell your animal. **Six (6)** of these nine (9) points must come from club meetings. **Three (3)** nonclub points must come from other types of meetings (example: clinics, shows, workshops, fair clean-up and/or county-wide awards).

NON-CLUB POINTS

JUNIOR MARKET/SMALL MARKET ANIMAL ASSOCIATION PROJECT ATTENDANCE RECORD

(this must be filled out when presenting for signatures at the office)

MEETING NAME	LOCATION	DATE	POINTS	SIGNATURE OF LEADER, SUPERINTENDENT OR MSU STAFF

Please note: This form must be included with your record notebook and turned into the weigh master on entry day of the Fair. You need to accumulate **nine (9) points** to be allowed to sell your animal. **Six (6)** of these nine (9) points must come from club meetings. **Three (3)** nonclub points must come from other types of meetings (example: clinics, shows, workshops, fair clean-up and/or county-wide awards).